



# Kolfix TTS engine and Almareader TTS software - installation and user's guide

version: 1.0.0

date: 11/3/13

## **Preface**

Kolfix is the most accurate Hebrew text to speech engine, a joint product of Almagu, an Israeli speech technologies company and Melingo, the leader in Hebrew natural language processing.

Kolfix is accompanied by Almareader, A text to speech *application*, allowing customers with various needs to enjoy Kolfix Hebrew text to speech engine.

Kolfix and Almareader are installed at hundreds of installations, mostly in Israel.

Kolfix itself has two versions

- 1) A Net version, requiring constant internet connection
- 2) A local version

Almareader is identical in both versions

This document explains the installation of the Net version, and the usage of Almareader.

For details on the fixed version, please contact [support@almagu.co.il](mailto:support@almagu.co.il)

The user interface for the software is graphic

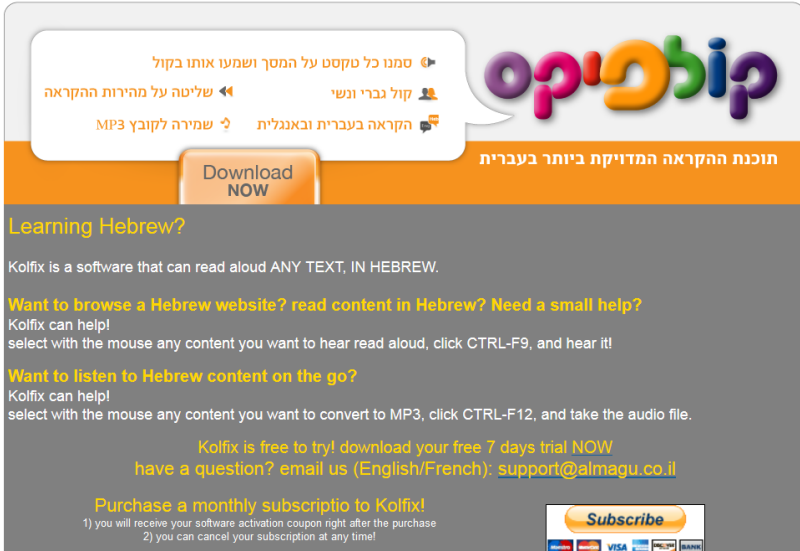
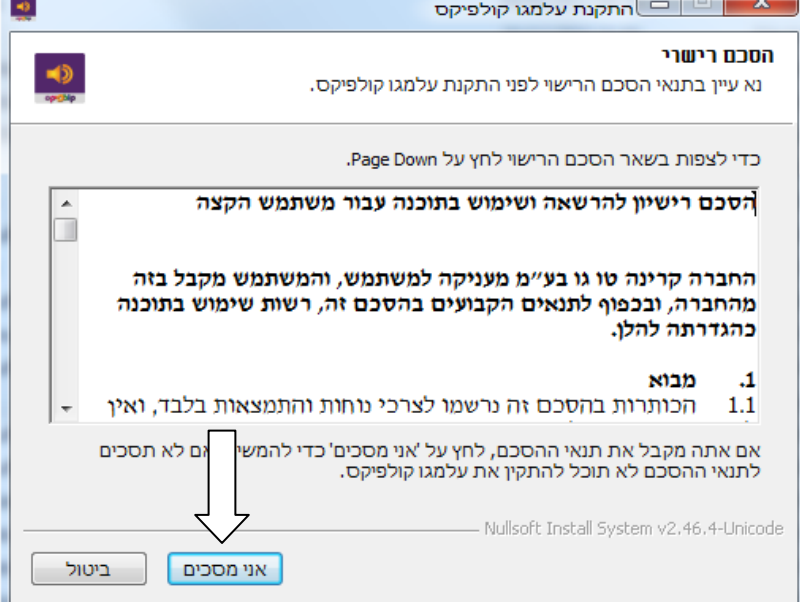


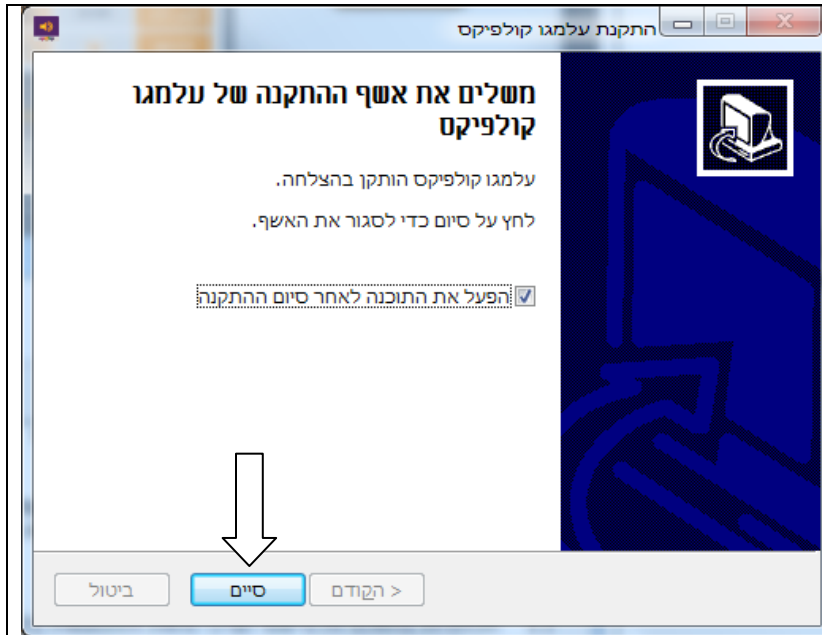
and in Hebrew, so some screenshots with explanations are attached.

## Index

Preface .....	1
Installation .....	3
Registration and a free trial .....	5
Usage .....	6
Using Almareader .....	6
Almareader can be activated using these key combinations .....	7
Kolfix's settings (Net version) .....	8
Save to MP3 .....	10
Reading aloud from PDF documents .....	10
Using kolfix with other TTS <i>applications</i> .....	10

## Installation

 <p>דף הבית   מי אנחנו   שאלות נפוצות</p> <p>תוכנת ההקראה המדויקת ביותר בעברית</p> <p>Download NOW</p> <p>Learning Hebrew?</p> <p>Kolfix is a software that can read aloud ANY TEXT, IN HEBREW.</p> <p>Want to browse a Hebrew website? read content in Hebrew? Need a small help? Kolfix can help! select with the mouse any content you want to hear read aloud, click CTRL-F9, and hear it!</p> <p>Want to listen to Hebrew content on the go? Kolfix can help! select with the mouse any content you want to convert to MP3, click CTRL-F12, and take the audio file.</p> <p>Kolfix is free to try! download your free 7 days trial NOW have a question? email us (English/French): support@almagu.co.il</p> <p>Purchase a monthly subscription to Kolfix! 1) you will receive your software activation coupon right after the purchase 2) you can cancel your subscription at any time!</p> <p>Subscribe</p>	<p>The net version can always be downloaded from Kolfix English download page: <a href="http://www.kolfix.biz/233149/EN">http://www.kolfix.biz/233149/EN</a></p>
 <p>התקנת עלמגו קולפיקס</p> <p>הסכם רישוי</p> <p>נא עיין בתנאי הסכם הרישוי לפני התקנת עלמגו קולפיקס.</p> <p>כדי לצפות בשאר הסכם הרישוי לחץ על Page Down.</p> <p>הסכם רישיון להרשאה ושימוש בתוכנה עבור משתמש הקצה</p> <p>החברה קרינה טו גו בע"מ מעניקה למשתמש, והמשתמש מקבל בזה מהחברה, ובכפוף לתנאים הקבועים בהסכם זה, רשות שימוש בתוכנה כהגדרתה להלן.</p> <p>1. מבוא 1.1 הכותרות בהסכם זה נרשמו לצרכי נוחות והתמצאות בלבד, ואין</p> <p>אם אתה מקבל את תנאי ההסכם, לחץ על 'אני מסכים' כדי להמשיך. אם לא תסכים לתנאי ההסכם לא תוכל להתקין את עלמגו קולפיקס.</p> <p>Nullsoft Install System v2.46.4-Unicode</p> <p>ביטול אני מסכים</p>	<p>Following the download, installation is very simple. You need to accept the license agreement.</p>



The last screen suggests to launch Almareader as soon as the wizard closes.


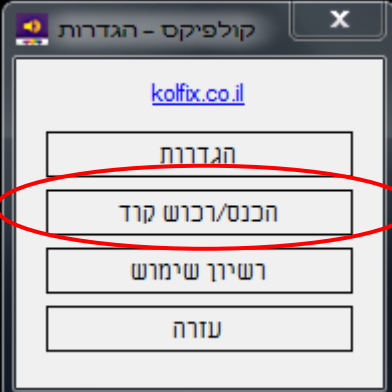
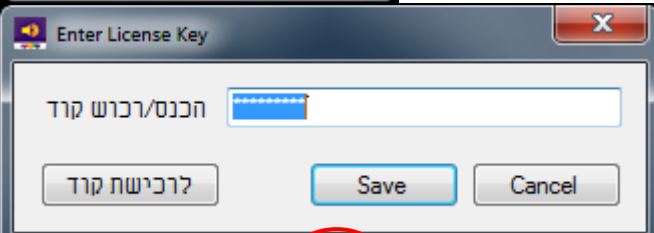
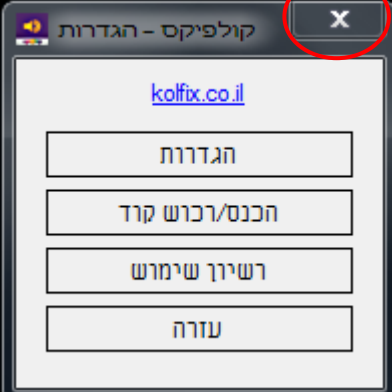
## Registration and a free trial

As of February 2013, Kolfix net has a sentences counted limited, full featured trial period, without any need for a registration.

When the limited trial expires, you will be directed to a purchase page, where you can purchase a various plan token.

If you don't have a token yet, please skip this step.

if you have a token, please use it the following way:

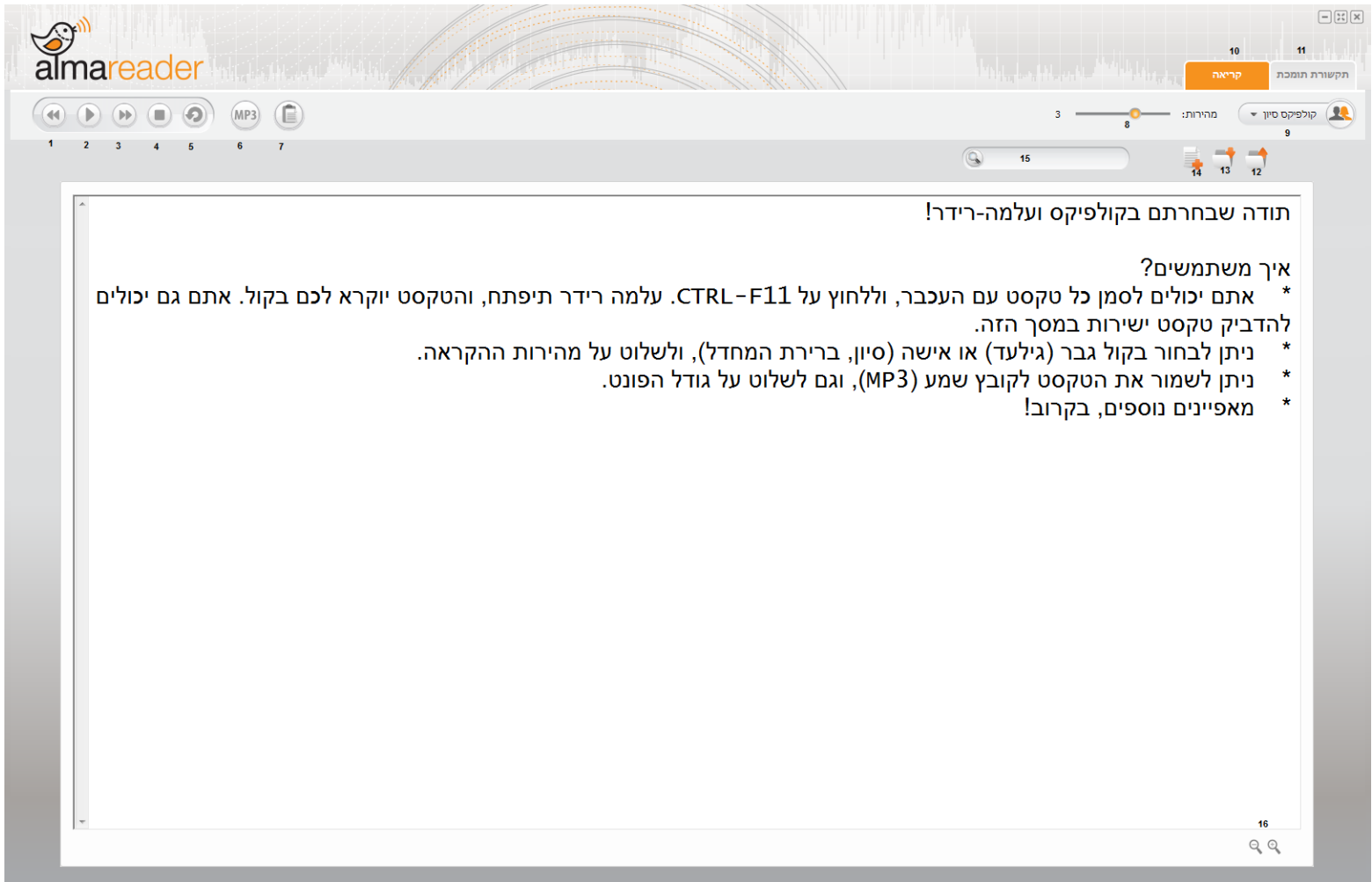
	<p>Double click on this icon ("Kolfix - settings") on your desktop</p>
	<p>click "enter/purchase code"</p>
	<p><b>Paste</b> your code in this text box, and click "save"</p>
	<p>Close the small menu, and you are good to go!</p>

## Usage

Almareader can read aloud any MARKABLE text: on the Internet, on documents, emails etc.

Kolfix can be used with other reader software as well.

## Using Almareader



While reader, skips one sentence backwards	1
Reads from the cursor and on. while reading - pauses the reading.	2
While reader, skips one sentence forward	3
Stops the reading	4
Plays a marked segment in a loop	5
Saves the text to a MP3 file	6
Paste button. CTRL-V can be used as well	7
Reading speed. while reading, effects the next sentence read	8


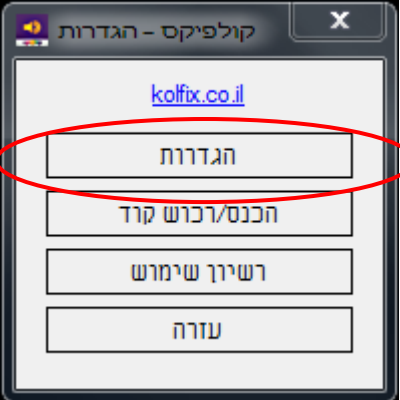
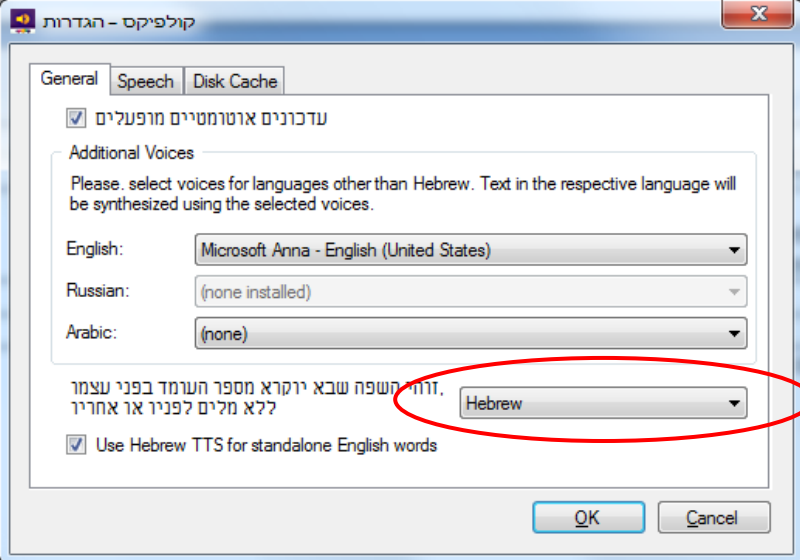
Voice selection. the Hebrew ("עברית") voices are Sivan("סיון") - a female's voice and Gilad("גילעד") - a male's voice You can also select English voices ("אנגלית") - <b>this is important, since you can also hear English TTS with Almareader and Kolfix!</b>	9
Reading tab	10
"speaking and writing tab". in this tab you will find writing and speaking features, such as word prediction and "speak as you type"	11
Load a TEXT file	12
Save to a TEXT file	13
Cleans the text box	14
Search box	15
Zoom keys	16

### Almareader can be activated using these key combinations

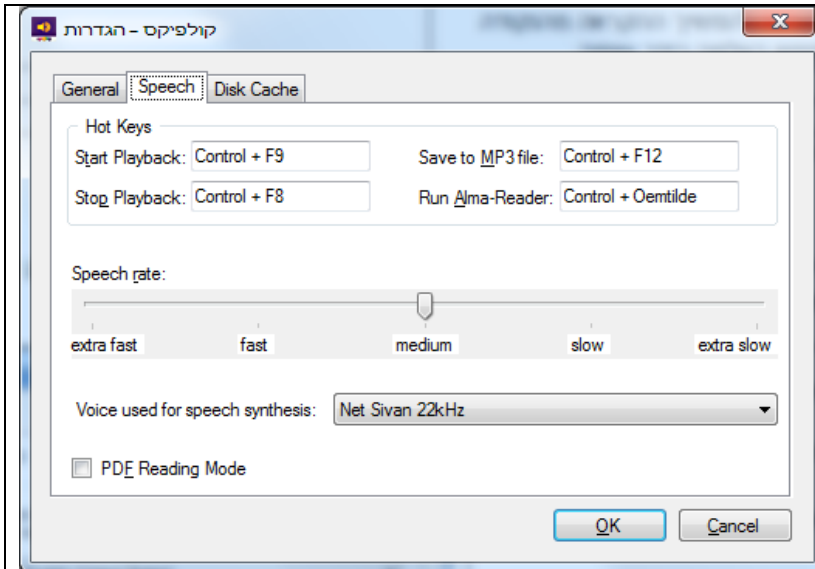
Key Combination	role
CTRL-F9	Reads aloud any marked text, without opening Almareader.
CTRL-F9 או CTRL-F8	Stops reading selected text. Using key combination you cannot pause. for this - please use Almareader itself.
CTRL-F12	Save/convert to MP3
CTRL-F11	הקראה ופתיחת עלמה רידר

Key combinations can be changed in kolfix's "settings". see below

## Kolfix's settings (Net version)

	<p>Double click on this icon ("Kolfix - settings") on your desktop</p>
	<p>click settings"הגדרות"</p>
	<p>"General" tab allows:</p> <ol style="list-style-type: none"> <li>1) to select different voices for English (and also for Arabic and Russian, IF you have them)</li> <li>2) you can select the language a standalone <b>number</b> will be read (probably want to set it to "English")</li> </ol>

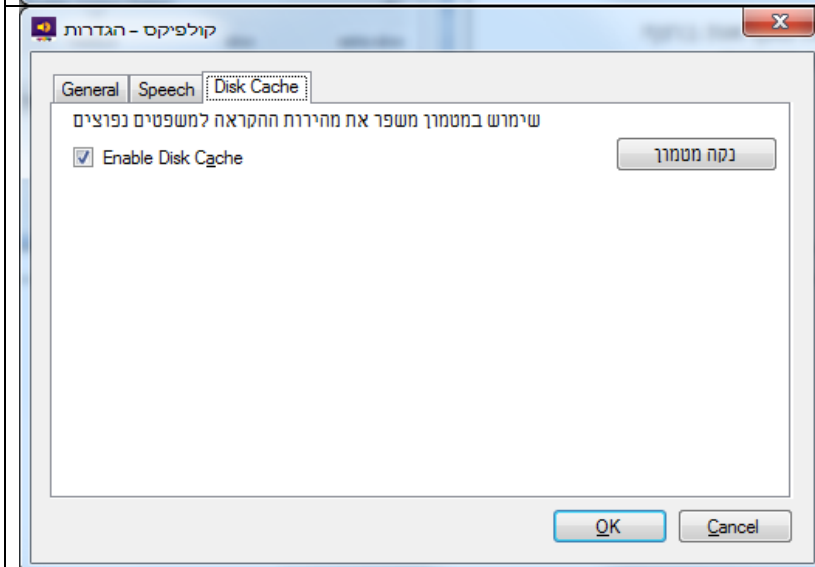




"Speech" tab is already localized.

PDF reading mode:

Relevant only to direct reading (using CTRL-F9). when it is checked, and in a PDF documents, the document is read with proper sentence end pauses. better leave this box checked.



"Disk cache" tab allows

Cache speeds up response times for sentences already played.

The only reason to uncheck this box is lack of disk space.

You can delete the cache using the "clean cache" button ("נקה מטמון")

## Save to MP3

text can be converted to audio in two ways

- 1) mark the text, and press CTRL-F12 (only in the Net version)
- 2) paste the text you want to convert into Almareader (or click CTRL-F11), and then press the "mp3" button

please note that

- 1) conversion time is dependent on text length, and maybe long (an approximate progress bar is displayed)
- 2) converted material may be subject to copyright. in anyway, the license prohibits you from transferring the audio files to others, whether for pay or for free, or uploading them to the internet, or using them in any way that is not for your own personal use.

## Reading aloud from PDF documents

Any text that can be marked (and copied) can be read aloud using Kolfix and Almareader, but some PDF's text may play out of order or unclear.

PDF is a complex format. sometimes text that looks well - cannot be played

- 1) If the PDF is scanned, the only way to read it aloud is using an OCR program. in the future this option will be integrated into Almareader.
- 2) if text can be marked, but it doesn't sound well, try to copy it into a word document. if it doesn't copy well - it won't sound well.

suggested programs to open Hebrew PDF documents

The latest edition of Acrobat reader

the built-in windows 8 Reader

chrome browser (yes! drag your document into a chrome browser, and it will be displayed)

## Using Kolfix with other TTS applications

Kolfix, as a TTS engine can be used with other SAPI5 compliant applications, such as Text Aloud, that has a very good Word toolbar.